

www.powerplus.us



International Division

POWERPLUS GROUP PTE. LTD.
Powerplus Building
39 Ubi Crescent, Singapore 408587
Tel: (65) 63399333
Fax: (65) 63399933
Email: enquiry@powerplus.us

Research & Development Facility

POWERPLUS GROUP INC., U.S.A.
2130 N. Arrowhead Avenue,
San Bernardino, CA 92405, USA
Tel: (1) 909 300 3333
Fax: (1) 909 323 3333
Email: hq@powerplus.us

Distributed By:



WHEEL EXCAVATOR

PP160W-XI ADVANCE

POWERPLUS is the registered TM of POWERPLUS GROUP INC., USA
In the United States of America & Worldwide

All rights of manufacturer and of this book reserved. Unauthorized duplication is a violation of application law.



- Ergonomically designed cabin for extensive operations with well deserved comfort



- Pilot control levers ensure a smooth & easy operation



- Multifunctional monitor shows data at a glance



- Heavy duty axle & stabilizer provides higher durability and stability in different working conditions.



- Powered by Cummins engine to maximize digging performance



- Easy maintenance to major components and service points

MAIN SPECIFICATION

Operating Weight	kg	14500
Rated Bucket Capacity	m ³	0.6
Maximum Digging Force	kN	91
Swing Speed	rpm	12
Maximum Gradeability	°	25
Travel Speed	km/h	32

ENGINE

Model	CUMMINS 6BTAA5.9-C178	
Rated Power	HP	178
Rated Speed	rpm	2000
Emission	Euro II	

HYDRAULIC SYSTEM

Main Pump	PNM FK	
Swing Pump	PNM FK	
Main Valve	HF	
Working Pressure	MPa	32

TRANSMISSION

Make	ZF 2HL-270	
------	------------	--

AXLE

Make	DANA 262 (F) / DANA 162 (R)	
------	-----------------------------	--

DIMENSIONS

Overall Length	A	mm	7520
Overall Width	B	mm	2570
Overall Height	C	mm	3425
Counterweight Clearance	D	mm	1240
Minimum Ground Clearance	E	mm	350
Rear Swing Radius	F	mm	2332
Wheelbase	G	mm	2600
Tread	H	mm	1944
Arm length	mm		4500
Boom Length	mm		2500

WORKING RANGE

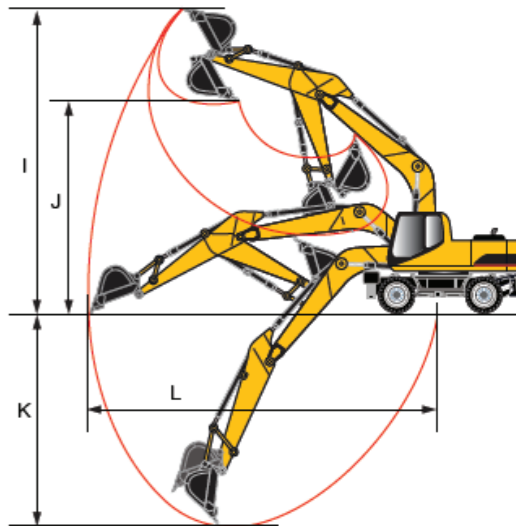
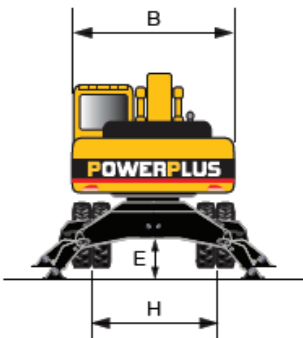
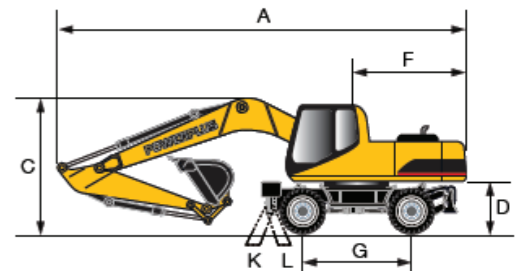
Maximum Digging Height	I	mm	8930
Maximum Dumping Height	J	mm	6520
Maximum Digging Depth	K	mm	4750
Maximum Digging Reach	L	mm	8000

SERVICE REFILL CAPACITIES

Fuel Tank	L	252
Hydraulic Oil Tank	L	160
Engine Oil Capacity	L	11

TIRE

Size	9.00-20	
------	---------	--



ATTACHMENTS

SHEAR



ROCK BUCKET



GRAPPLE



CLAMSHELL BUCKET



HYDRAULIC BREAKER



BUCKET CRUSHER

