

www.powerplus.us



**International Division**

POWERPLUS GROUP PTE. LTD.  
Powerplus Building  
39 Ubi Crescent, Singapore 408587  
Tel: (65) 63399333  
Fax: (65) 63399933  
Email: enquiry@powerplus.us

**Research & Development Facility**

POWERPLUS GROUP INC., U.S.A.  
2130 N. Arrowhead Avenue,  
San Bernardino, CA 92405, USA  
Tel: (1) 909 300 3333  
Fax: (1) 909 323 3333  
Email: hq@powerplus.us

Distributed By:



**WHEEL EXCAVATOR**

**PP65W-XI ADVANCE**

POWERPLUS is the registered TM of POWERPLUS GROUP INC., USA  
In the United States of America & Worldwide

All rights of manufacturer and of this book reserved. Unauthorized duplication is a violation of application law.





- Multifunctional monitor shows data at a glance



- Compatible with a wide range of attachments for added versatility



- Ergonomically designed cabin for extensive operations with well deserved comfort



- A robust dozer blade & outriggers optimize machine stability and versatility



- Powered by Yanmar engine to maximize digging performance



- Easy maintenance to major components and service points

MAIN SPECIFICATIONS

Operating Weight	kg	6250
Rated Bucket Capacity	m3	0.28
Maximum Digging Force	kN	45
Swing Speed	rpm	12
Gradeability	%	70
Travel Speed	km/h	27

ENGINE

Model	YANMAR 4TNV98	
Rated Power	HP	60
Rated Speed	rpm	2200
Emission	Four-stroke, inline, water-cooled, direct injection, turbocharged	
Emission	Euro III	

TRANSMISSION

Maker	DANA	
-------	------	--

AXLES

Maker	DANA	
-------	------	--

HYDRAULIC SYSTEM

Main Pump	POWERPLUS	
Working Pressure	MPa	20

DIMENSION

Overall Length	A	mm	6300
Overall Width	B	mm	2205
Overall Height	C	mm	2850
Counterweight Clearance	D	mm	980
Minimum Ground Clearance	E	mm	260
Rear Swing Radius	F	mm	1940
Wheelbase	G	mm	2400
Tread	H	mm	1675
Boom Length	mm		3350
Arm Length	mm		1650

WORKING RANGE

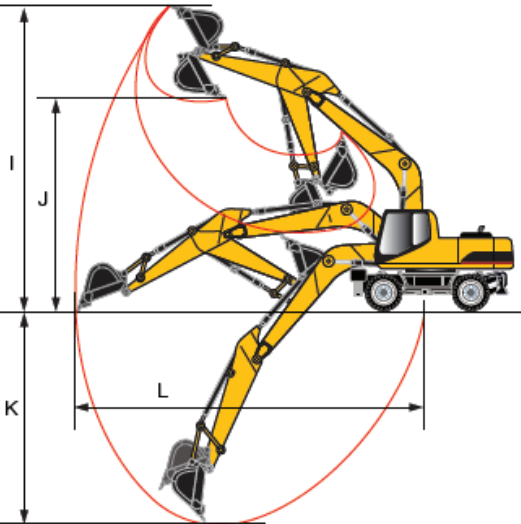
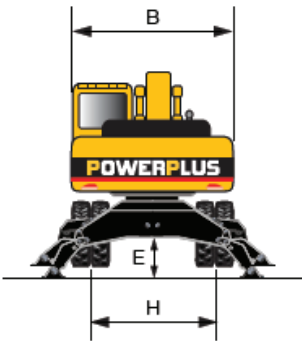
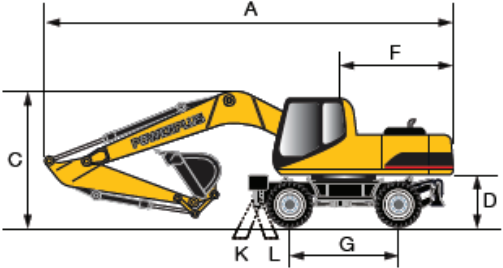
Maximum Digging Height	I	mm	6245
Maximum Dumping Height	J	mm	4630
Maximum Digging Depth	K	mm	3820
Maximum Digging Reach	L	mm	6360

TIRE

Size	7.00-15	
------	---------	--

SERVICE CAPACITY

Fuel Tank	L	125
Hydraulic Tank	L	90



ATTACHMENTS

SHEAR      ROCK BUCKET      GRAPPLE



CLAMSHELL BUCKET

HYDRAULIC BREAKER

BUCKET CRUSHER

